



Series SACB2/AACB2

Adjustable Curved Blade Register (2-way)

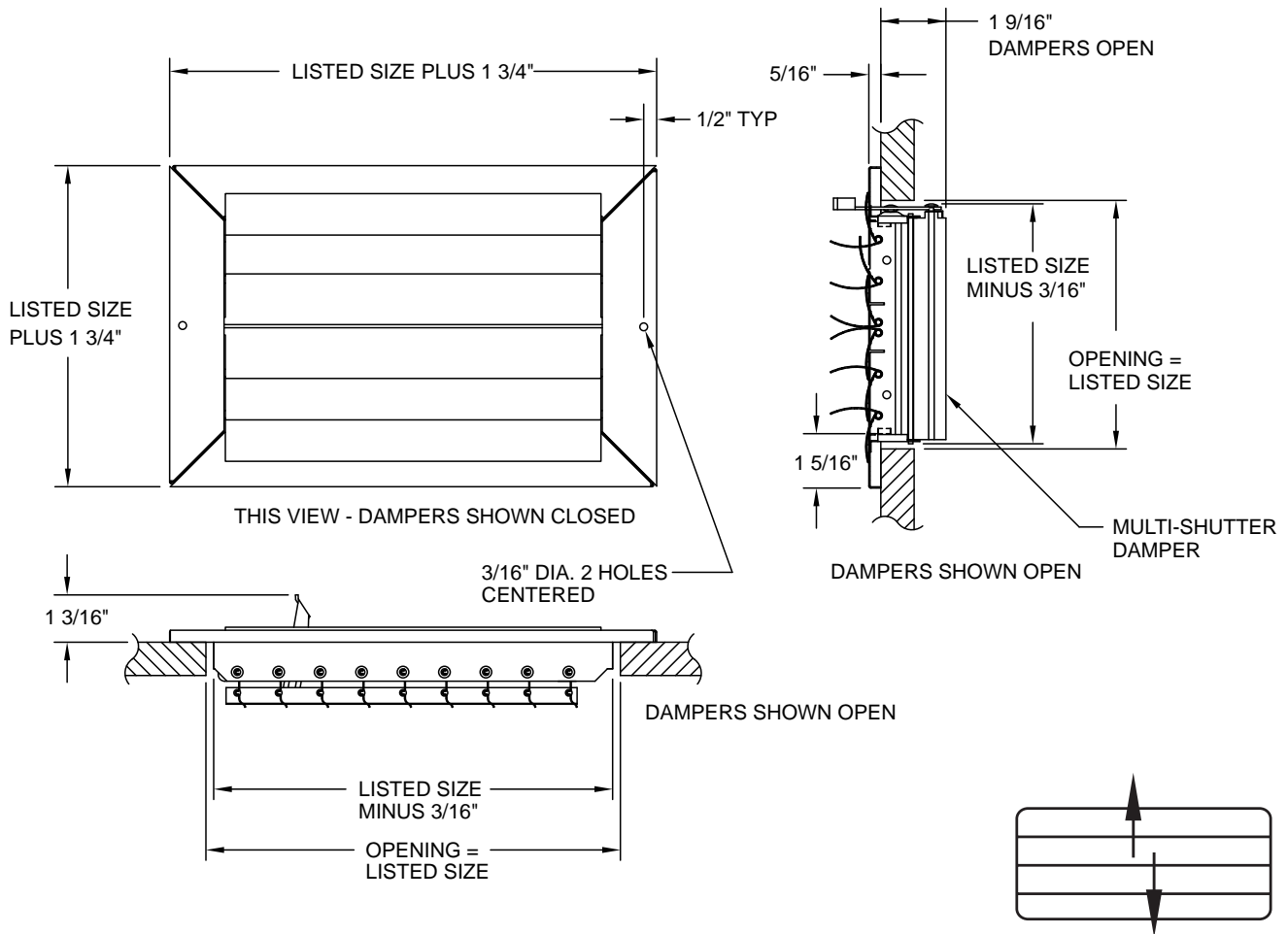


- Adjustable, curved blades
- Multi-shutter damper
- Two-way deflection
- Steel construction (SACB2)
- Aluminum construction (AACB2)
- White finish (standard) or Mill finish
- Made in the U.S.A.



Residential
Sidewall or Ceiling

Dimensional Drawings



Performance Data, Series SACB2/AACB2

Unit Size	Face Velocity	300	400	500	600	700	800	900	1000	1100	1200
	Pressure Loss	.007	.010	.016	.022	.031	.040	.050	.062	.075	.090
6 x 6 Ak .090	Cfm	27	35	45	55	65	70	80	90	100	110
	Throw	1.5	2.5	3.5	4.0	5.0	5.5	6.0	7.0	7.5	8.5
8 x 4 Ak .080	Cfm	24	32	40	48	56	64	72	80	88	96
	Throw	1.5	2.0	3.0	3.5	4.5	5.0	5.5	6.5	7.0	8.0
8 x 6 Ak .100	Cfm	30	40	50	60	70	80	90	100	110	120
	Throw	1.5	2.5	3.0	4.0	4.5	5.0	6.0	6.5	7.0	7.5
8 x 8 Ak .160	Cfm	48	65	80	95	110	130	145	160	175	190
	Throw	2.5	3.5	4.5	5.5	6.0	7.0	8.0	9.0	9.5	10.0
10 x 4 Ak .095	Cfm	29	38	48	57	67	76	86	95	105	114
	Throw	2.0	3.0	3.5	4.5	5.0	5.5	6.5	7.0	7.5	8.0
10 x 6 Ak .150	Cfm	45	60	75	90	105	120	135	150	165	180
	Throw	2.5	3.5	4.5	5.0	6.0	7.0	7.5	8.5	9.5	10.0
10 x 8 Ak .200	Cfm	60	80	100	120	140	160	180	200	220	240
	Throw	2.5	3.5	4.5	5.5	6.5	7.5	8.5	9.5	10.0	11.0
10 x 10 Ak .240	Cfm	72	95	120	145	170	190	215	240	265	290
	Throw	3.0	4.0	5.0	6.5	7.5	8.0	9.5	10.0	11.0	13.0
12 x 4 Ak .100	Cfm	30	40	50	60	70	80	90	100	110	120
	Throw	1.5	2.5	3.0	4.0	4.5	5.0	6.0	6.5	7.0	7.5
12 x 6 Ak .180	Cfm	54	70	90	110	125	145	160	180	200	215
	Throw	2.5	3.5	4.5	5.5	6.5	7.5	8.5	9.5	10.0	11.0
12 x 8 Ak .230	Cfm	69	92	115	138	161	184	207	230	253	276
	Throw	3.0	4.0	5.0	6.5	7.5	8.0	9.5	10.0	11.0	13.0
12 x 10 Ak .290	Cfm	87	115	145	175	205	230	260	290	320	350
	Throw	3.5	4.5	5.5	7.0	8.0	9.0	10.0	11.0	13.0	14.0
12 x 12 Ak .350	Cfm	105	140	175	210	245	280	315	350	385	420
	Throw	4.0	5.0	6.0	7.5	8.5	10.0	11.0	12.0	14.0	15.0
14 x 4 Ak .130	Cfm	39	53	65	78	90	105	118	130	143	155
	Throw	2.5	3.5	4.5	5.5	6.0	7.0	8.0	9.0	9.5	10.0
14 x 6 Ak .210	Cfm	63	85	105	125	145	170	190	210	230	250
	Throw	3.0	4.0	5.0	6.0	7.0	8.0	9.0	10.0	11.0	12.0
14 x 8 Ak .265	Cfm	80	106	133	159	186	212	239	265	292	318
	Throw	3.0	4.0	5.0	6.5	7.5	8.0	9.5	10.0	11.0	13.0
14 x 10 Ak .345	Cfm	104	138	173	207	242	276	311	345	380	414
	Throw	4.0	5.0	6.0	7.5	8.5	10.0	11.0	12.0	14.0	15.0
14 x 12 Ak .420	Cfm	126	170	210	250	290	340	380	420	460	500
	Throw	4.0	5.5	6.5	8.0	9.0	11.0	12.0	13.5	15.0	16.0
14 x 14 Ak .480	Cfm	144	190	240	290	335	385	430	480	530	575
	Throw	4.5	5.5	7.5	9.0	10.0	12.0	13.0	15.0	16.0	17.0

Terminal velocity is 75 fpm.

Mounting Hole Guide for Adjustable Curve Blade Products

The following products in this section have embossed (recessed) mounting holes.

Series	Page #
SACB1 & AACB1	70
SACBG1 & AACBG1	72
SACB2 & AACB2	74
SACBG2 & AACBG2	76
SACB3 & AACB3	78
SACBG3 & AACBG3	81
SACB4 & AACB4	84
SACBG4 & AACBG4	86

The following chart and diagrams apply to these products.

