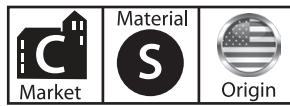




# Series CS Perforated T-Bar Diffuser

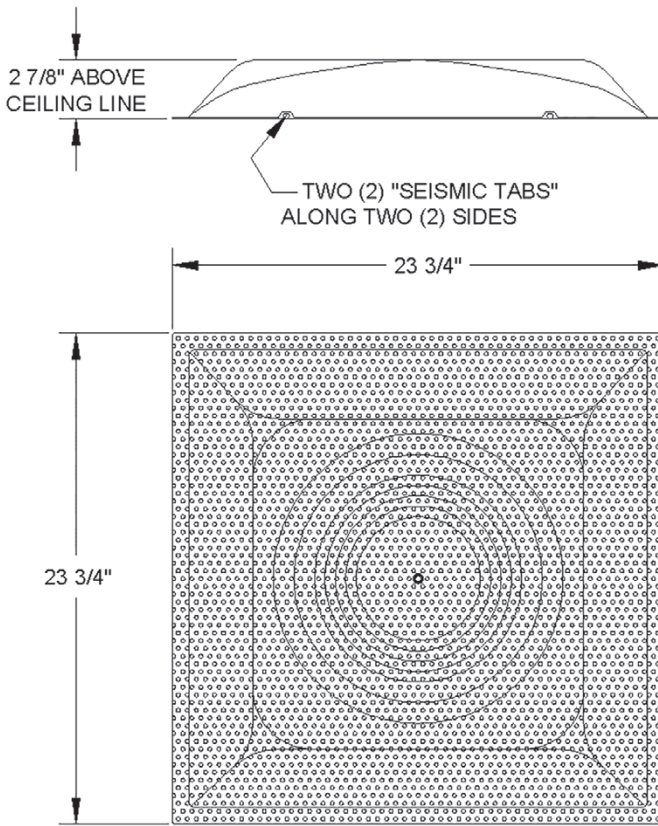


- Perforated face
- Available as face only or with R6 fiberglass plenum
- Steel construction
- Supply or Return Applications
- 4-way diffuser option (white only)
- White or Black finish
- Made in the U.S.A.



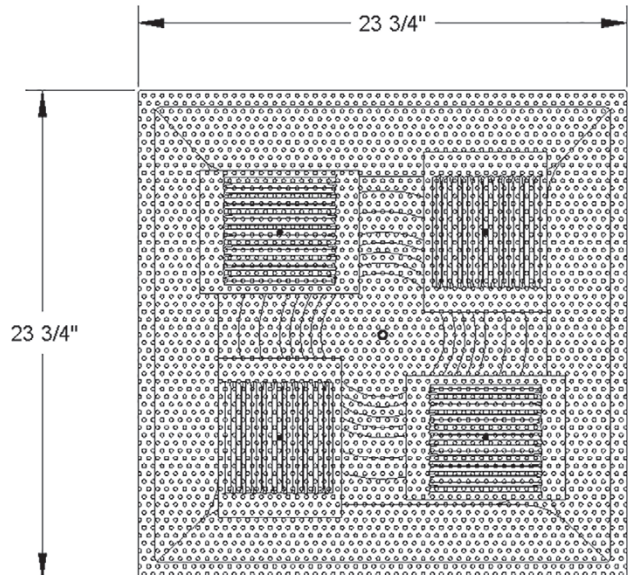
CS FOP (face only)  
available w/ & w/out center hole

## Dimensional Drawing



### Appearance Note

Models designated for supply air applications include a deflector plate, center hole, and hole sleeve. Those designated for return air usage do not include these items.



Commercial  
T-bar (lay-in)

Now with  
Duct Board  
Plenum  
Option.  
See p. 228

## Performance Data, Series CS

Collar Size ↓	Neck Velocity →	300	400	500	600	700	800	900	1000
6" An .20 Ak .78	Cfm	59	79	98	118	137	157	177	196
	Ps	<.01	<.01	.013	.017	.024	.031	.039	.047
	Nc	< 20	<20	<20	22	26	30	35	40
	Throw	4	5	6	7	9	10	12	13
7" An .27 Ak .88	Cfm	80	107	134	160	187	214	241	267
	Ps	<.01	.01	.014	.019	.027	.034	.043	.053
	Nc	<20	<20	20	24	28	34	38	42
	Throw	5	6	7	9	11	12	14	15
8" An .35 Ak .92	Cfm	105	140	175	209	244	279	314	349
	Ps	<.01	.01	.015	.021	.031	.038	.049	.059
	Nc	<20	<20	21	26	31	39	42	>45
	Throw	6	7	9	11	12	14	15	17
9" An .44 Ak 1.20	Cfm	133	177	221	265	309	353	398	442
	Ps	<.01	.011	.017	.024	.033	.043	.054	.066
	Nc	<20	<20	21	26	32	39	43	>45
	Throw	7	8	10	13	15	17	19	22
10" An .54 Ak 1.20	Cfm	164	218	273	327	382	436	491	545
	Ps	<.01	.012	.019	.027	.037	.048	.061	.075
	Nc	<20	<20	21	26	34	40	43	>45
	Throw	8	10	13	16	18	21	24	26
12" An .78 Ak 1.65	Cfm	236	314	393	471	550	628	707	785
	Ps	<.01	.014	.022	.033	.045	.061	.075	.093
	Nc	<20	20	25	33	40	44	>45	>45
	Throw	10	12	16	19	21	24	27	29
14" An 1.07 Ak 2.06	Cfm	321	428	535	641	748	855	962	1069
	Ps	<.01	.017	.027	.040	.055	.075	.093	.115
	Nc	<20	20	25	30	38	45	>45	>45
	Throw	11	14	19	22	25	28	31	34
Face Only (used as Return)	CFM	581	775	969	1162	1358	1550	1744	1938

Terminal velocity = 75 fpm

An = Neck (collar) Area. Measured in square feet.

Ak = Effective Area. The calculated area of the outlet based on average, measured velocity between fins. Measured in square feet.

Neck Velocity = Velocity of air flow through the nominal area of the duct connection to the diffuser assembly. Measured in feet per minute.

Cfm = Air flow rate. Volume of air moving past a given plane per unit of time. Measured in cubic feet per minute.

Ps = Static Pressure. The normal, outward force of air within a duct. Measured in inches of H<sub>2</sub>O.

Nc = Discharge acoustical noise, based on 10 dB room absorption. Measured to the nearest 1.0 dB

Throw = Distance the air stream travels from the outlet to a point where terminal velocity is reached. Measured in feet.