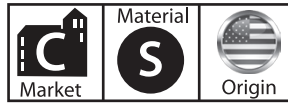



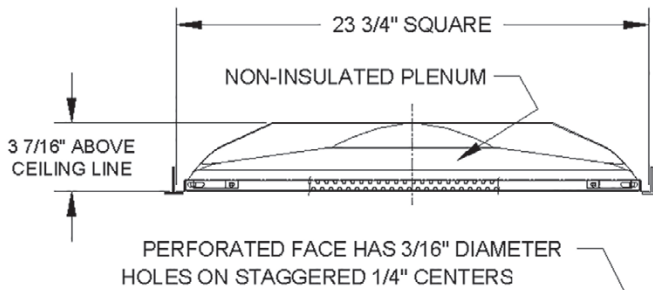
Series RFF Removable Flush Face Diffuser



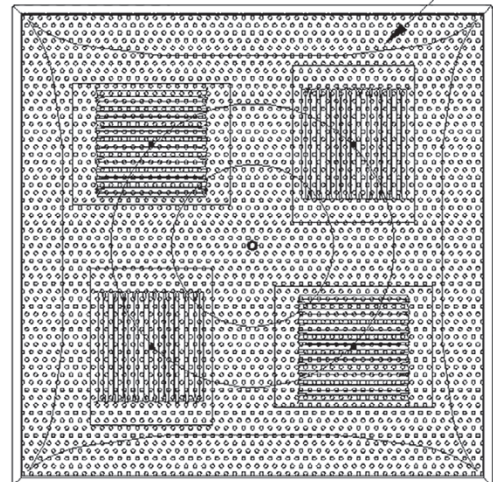
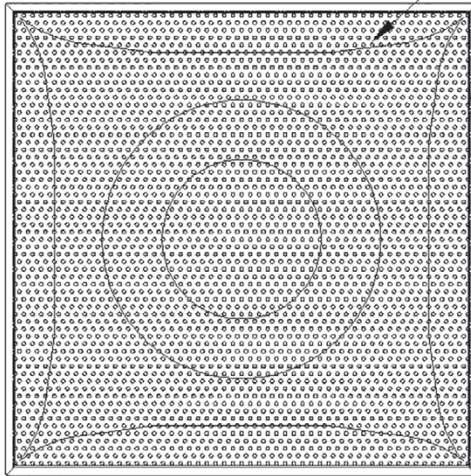
- Perforated, removable flush face
- Supply or Return Applications
- Steel construction
- Fixed 14" collar or no collar
- 4-way diffuser option (RFF4)
- No insulation
- White finish
- Made in the U.S.A.



Dimensional Drawing



PERFORATED FACE HAS 3/16" DIAMETER HOLES ON STAGGERED 1/4" CENTERS



Performance Data, Series RFF

Collar Size ↓	Neck Velocity →	300	400	500	600	700	800	900	1000
6" An .20 Ak .78	Cfm	60	80	100	120	140	160	180	200
	Ps	<.01	<.01	.015	.021	.027	.037	.047	.058
	Nc	< 20	<20	<20	<20	21	26	32	34
	Throw	4	5	6	7	9	10	12	13
7" An .27 Ak .88	Cfm	81	108	135	162	189	216	243	270
	Ps	<.01	.01	.016	.022	.032	.043	.053	.066
	Nc	<20	<20	<20	<20	21	27	32	35
	Throw	5	6	7	9	11	12	14	15
8" An .35 Ak .92	Cfm	105	140	175	209	244	279	314	349
	Ps	<.01	.012	.019	.027	.037	.049	.060	.074
	Nc	<20	<20	<20	<20	22	28	33	36
	Throw	6	7	9	11	12	14	15	17
9" An .44 Ak 1.20	Cfm	133	177	221	265	309	353	398	442
	Ps	<.01	.013	.021	.030	.042	.054	.068	.084
	Nc	<20	<20	<20	21	24	30	34	37
	Throw	7	8	10	13	15	17	19	22
10" An .54 Ak 1.20	Cfm	164	218	273	327	382	436	491	545
	Ps	<.01	.015	.023	.033	.046	.060	.076	.093
	Nc	<20	<20	<20	22	27	32	36	39
	Throw	8	10	13	16	18	21	24	26
12" An .78 Ak 1.65	Cfm	236	314	393	471	550	628	707	785
	Ps	.01	.018	.027	.039	.053	.070	.088	.110
	Nc	<20	<20	<20	23	27	35	38	41
	Throw	10	12	16	19	21	24	27	29
14" An 1.07 Ak 2.06	Cfm	321	428	535	641	748	855	962	1069
	Ps	.011	.020	.031	.045	.060	.080	.105	.125
	Nc	<20	<20	<20	25	31	34	39	43
	Throw	11	14	19	22	25	28	31	34

Terminal velocity = 75 fpm

An = Neck (collar) Area. Measured in square feet.

Ak = Effective Area. The calculated area of the outlet based on average, measured velocity between fins. Measured in square feet.

Neck Velocity = Velocity of air flow through the nominal area of the duct connection to the diffuser assembly. Measured in feet per minute.

Cfm = Air flow rate. Volume of air moving past a given plane per unit of time. Measured in cubic feet per minute.

Ps = Static Pressure. The normal, outward force of air within a duct. Measured in inches of H₂O.

Nc = Discharge acoustical noise, based on 10 dB room absorption. Measured to the nearest 1.0 dB

Throw = Distance the air stream travels from the outlet to a point where terminal velocity is reached. Measured in feet.