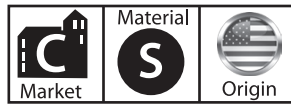



Series FPD T-bar Diffuser



- Steel construction
- 2-tier diffusion, 360° pattern
- Fixed collar and no collar models
- R1 Insulation blanket (p. 230)
- White finish
- Made in the U.S.A.



Associated Series:

Series FPD-38D

- FPD + installed Series 3800 damper

Series FPD P6


- FPD no-collar model + attached R6-rated fiberglass plenum

Series FPD NI

- FPD with no insulation

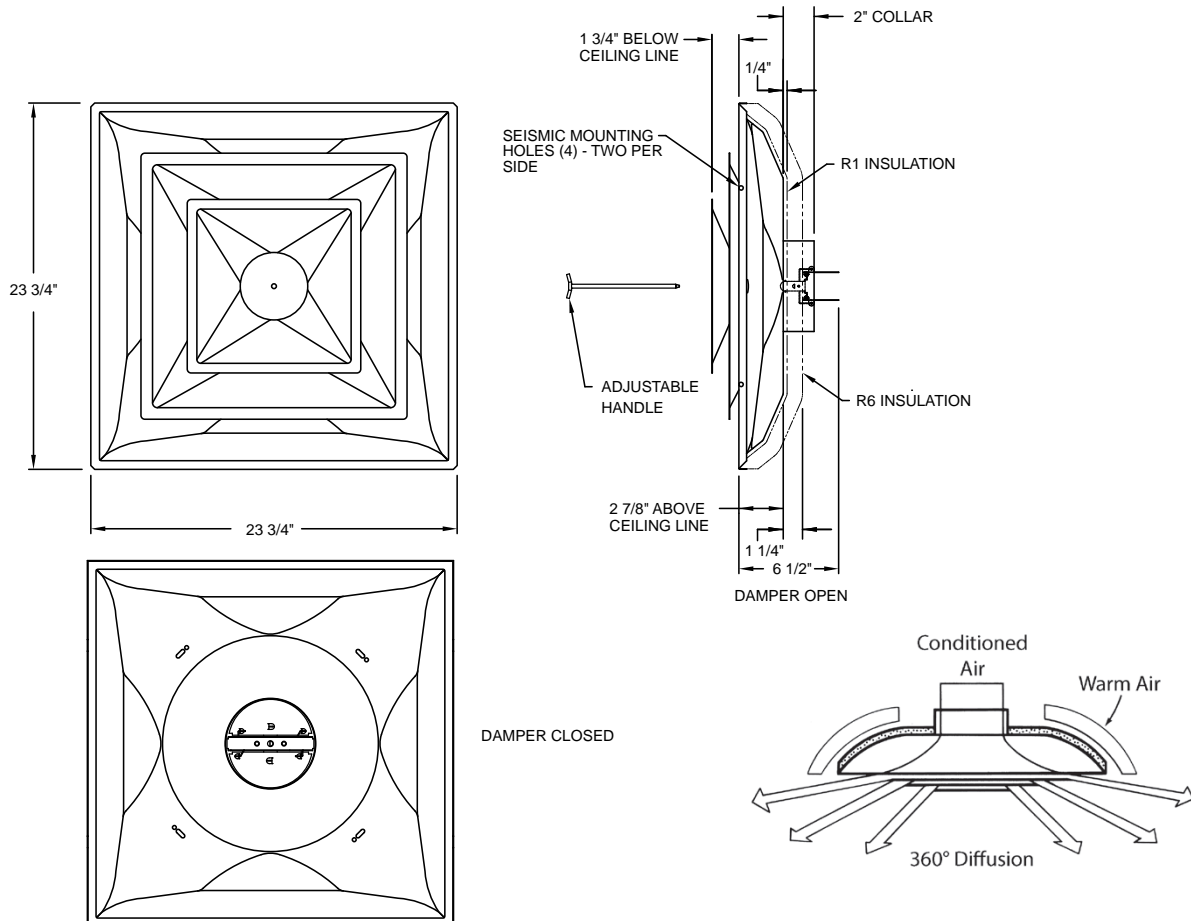
Series FPD NI 38D

- FPD with no insulation + installed Series 3800 damper



FPD 08
(8-inch fixed collar and R1 insulation blanket)

Dimensional Drawing (FPD-38D illustrated)



Performance Data, Series FPD

Collar Size	Neck Velocity	400	500	600	700	800	900	1000	1200	1400	1600
6" An .20 Ak .78	Cfm	80	100	120	135	155	175	195	235	275	315
	Ps	.008	.012	.017	.021	.028	.035	.043	.063	.086	.112
	Nc	<20	<20	<20	<20	<20	20	25	30	35	40
	Throw	2	3	3	3.5	4	4.5	5	6	7	8
8" An .35 Ak .92	Cfm	140	175	210	245	280	315	350	420	490	560
	Ps	.010	.015	.022	.029	.038	.049	.060	.086	.117	.150
	Nc	<20	<20	<20	<20	20	25	30	35	35	40
	Throw	3.5	4.5	5.5	6.5	7	8	9	10.5	12.5	14.5
10" An .54 Ak 1.20	Cfm	220	270	325	380	435	490	545	655	765	870
	Ps	.014	.021	.030	.041	.054	.068	.084	.122	.167	.212
	Nc	<20	<20	<20	20	25	30	35	35	40	45
	Throw	5.5	7	8.5	10	11	12.5	14	17	19.5	22
12" An .78 Ak 1.65	Cfm	315	390	470	550	630	705	785	940	1100	1255
	Ps	.015	.023	.033	.045	.060	.072	.094	.132	.180	.230
	Nc	<20	<20	20	25	30	35	35	40	45	45
	Throw	6	7.5	9	10.5	12	13.5	15	18	21	24
14" An 1.07 Ak 2.06	Cfm	430	535	640	750	855	960	1070	1285	1500	1700
	Ps	.023	.036	.051	.071	.093	.115	.140	.205	.277	.350
	Nc	<20	<20	20	25	30	35	40	40	45	45
	Throw	6.5	8	9.5	11.5	13	14.5	16	19	22.5	25

Terminal velocity: 75 fpm

An = Neck (collar) Area. Measured in square feet.

Ak = Effective Area. The calculated area of the outlet based on average, measured velocity between fins. Measured in square feet.

Neck Velocity = Velocity of air flow through the nominal area of the duct connection to the diffuser assembly. Measured in feet per minute.

Cfm = Air Flow Rate. Volume of air moving past a given plane per unit of time. Measured in cubic feet per minute.

Ps = Static Pressure. The normal outward force of air within a duct. Measured in inches of water.

Nc = Discharge acoustical noise, based on 10 dB room absorption. Measured to the nearest 1.0 dB.

Throw = Distance the air stream travels from the outlet to a point where terminal velocity is reached. Measured in feet.